



Effective 1 July 2006, educational distribution rights for

Plagiarism What Do You Value?

Davis Film & Video Productions Pty Ltd trading as VEA Inc.

Program copyright remains with the Producer.

Ownership and copyright of the attached teacher notes and worksheets has been transferred to:

Davis Film & Video Productions Pty Ltd trading as VEA Inc

Effective 1 July 2006.

Davis Film and Video Productions Pty Ltd trading as VEA Inc

PLAGIARISM: What Do You Value? *Teacher's Notes*

Contents

9 pages of teacher's notes, including 6 pages of photocopiable 'Ready to Use' activities for Australian and New Zealand curriculum needs.
RRP: \$4.95

Notes Authors and Reviewers

Sally Sutherland BA, Dip Ed, B. M.
Deborah Huismann BA (Hons), Grad. Dip. Ed.
The opinions expressed are those of the author and do not necessarily reflect the views of Learning Essentials

Program Details

PRODUCER: Learning Essentials
DISTRIBUTOR: Learning Essentials
LENGTH: 27 minutes
FORMAT: DVD
YEAR: 2005
LEVEL: Middle – Senior Secondary

Program Overview

Why do we go to school? For most of us the reason is to learn, however when we fall into the plagiarism trap there is little in the way of positive learning achieved. This program defines plagiarism in all its modern and common forms. Students and teachers talk frankly about their experiences and the reasons why some people copy. It teaches the relevant research, quoting and referencing skills that will enable a student to steer clear of plagiarism, whether intentional or unintentional.

Curriculum Links

ENGLISH

- Teaches research skills
- Teaches referencing quoting, paraphrasing, summarising

SOSE

- Motivates students to value their learning

Features and Uses

FEATURES

- Students and teachers talk about their experiences
- Common school examples
- Everyday examples are used to illustrate key concepts
- Outlines referencing and quoting

USES

- To complement classroom activities



Plagiarism – What Do You Value? Ready to Use Resources

Program Overview

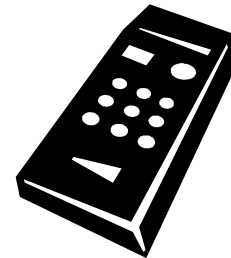


Why do we go to school? For most of us the reason is to learn, however when we fall into the plagiarism trap there is little in the way of positive learning achieved. This program defines plagiarism in all its modern and common forms. Students and teachers talk frankly about their experiences and the reasons why some people copy. It teaches the relevant research, quoting and referencing skills that will enable a student to steer clear of plagiarism, whether intentional or unintentional.



DVD Timeline

- 00:00:00 Introduction
- 00:04:04 Different Forms of Plagiarism
- 00:07:45 Reasons for Plagiarism
- 00:12:43 Detection & Consequence
- 00:19:41 Ways to Avoid Plagiarism
- 00:25:23 Conclusion
- 00:26:39 Credits
- 00:27:12 Program end





Plagiarism – What Do You Value? Ready to Use Resources

Watching the Program

BLM 1

Plagiarism

1. What is central to the whole experience of school?



2. What is meant by learning to learn?

3. List 4 resources that can be used for research.

4. What is the definition of plagiarism?

5. Plagiarism involves taking and using other people's.... (list 5 things)



Watching the Program

BLM 2

6. What sources might be used to plagiarise?



7. What is intellectual property?

Different Forms of Plagiarism

8. What is intentional plagiarism?

9. What is unintentional plagiarism?

10. Is plagiarism ever acceptable?

11. Is the copying of music or graphics without permission or acknowledgement plagiarism?

12. What are some of the different forms of plagiarism?





Plagiarism – What Do You Value? Ready to Use Resources

Watching the Program

BLM 3

Reasons for Plagiarism

13. What techniques can teachers use to identify plagiarism?



14. How can computers be used to detect plagiarism?

15. Why is plagiarism unethical?

16. What are the consequences for a student who has been caught for plagiarism?
(List at least 3)

Ways to Avoid Plagiarism

17. When should you acknowledge the work of other people?



Plagiarism – What Do You Value? Ready to Use Resources

Watching the Program

BLM 4

18. Where should full details of all resources used be included?



19. What should you do when taking notes from a resource?

20. Why is good time management an important way to avoid plagiarism?



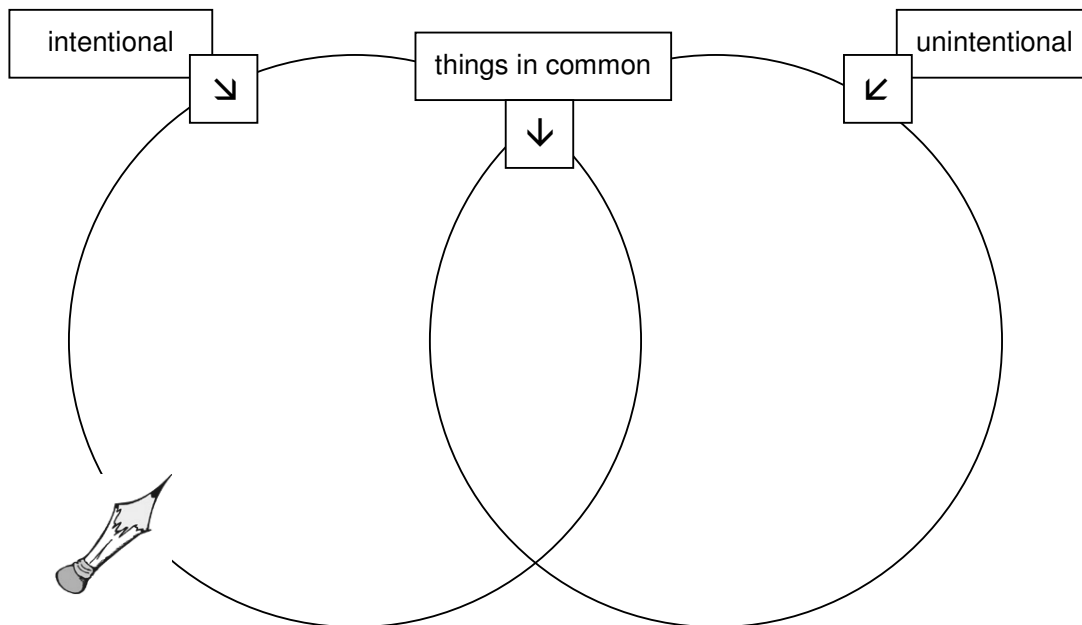
Beyond the Program

BLM 5

1. Which referencing system does your school require you to use?



2. Create a Venn diagram comparing intentional and unintentional plagiarism.



3. Create a poster in small groups or pairs on one of the following topics:

- What is plagiarism and why is it wrong?
- How to reference your work
- How to avoid plagiarism
- What are the consequences of plagiarism?



Beyond the Program

BLM 6

4. Give students a passage from a book and or an internet site.

Ask students to:

- Summarise the passage
- Include one quotation
- Reference for quote
- Include bibliography
- Follow the referencing style for your school eg Harvard Referencing Style.




5. Go to Ippy's Big Idea (<http://www.innovated.gov.au/lppy/html/p01.asp>) on the internet and read about intellectual property rights.

- Create your own logo

Related Internet Sites

- Ippy's Big Idea (<http://www.innovated.gov.au/lppy/html/p01.asp>)

Also search by words such as:



- plagiarism
- intellectual property
- referencing
- bibliography

Other Relevant Programs Available from Learning Essentials

Search Me: Library and Web Research

To preview please quote number VC576

Today our world is awash with a greater amount of information from a greater variety of mediums than ever before so for secondary students, the task of researching and finding the right information can be a daunting task! Via Year 10 student Chloe, students will discover how to devise a research plan to find the information they need for assignments covering issues such as identifying what information is needed; locating potential sources of information; understanding and best using library resources and successful Internet research skills.

Surviving Student Stress

To preview please quote number VC547

This program explores study stress explaining what it is, what causes it and what are some typical signs or symptoms to be wary of. Students, parents and teachers are also shown some very practical ways to help ease the load, including: the importance of a stable home and study environment, good time management and planning skills, a healthy eating and posture, exercise, rest and sleep, and the value of a strong support network. The video was produced with input from Melbourne University's Learning Skills Unit, the Australian Physiotherapy Association and the Bendigo Health Care Group.

Good, Better, Best Series

To preview please quote number LE089

We all need a little extra assistance to help us realise our full potential, and this set of three videos aims to do just that by giving students advice on improving the "soft skills" that will help them improve many aspects of both their academic and social lives.

